

DMX IN x 2
DMX OUT x 2
RJ45 x 2 (33, 34)

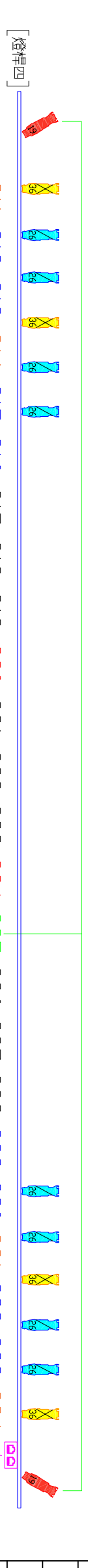
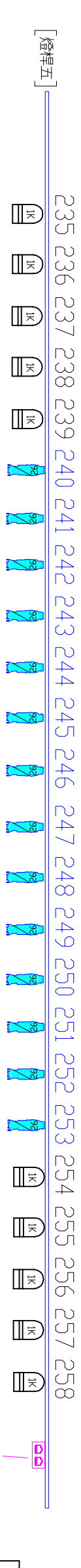
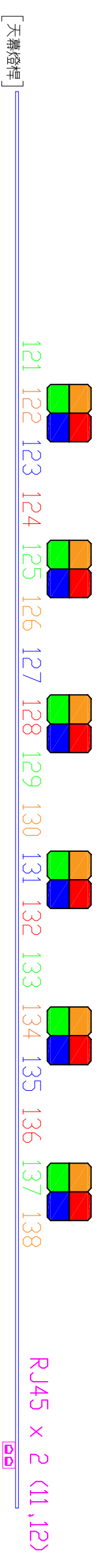
燈桿傳統燈迴路及基本配置平面圖(控台用)

259 260 261 262 263 264



DMX IN x 2
DMX OUT x 2
RJ45 x 2
(47, 48)

CYC迴路 G:121,125,129,133,137 Y:122,126,130,134,138 B:123,127,131,135 R:124,128,132,136

場燈 271 ~ 288



☐	PAR64/1000W
☐	ETC10°/750W
☐	ETC19°/750W
☐	ETC26°/750W
☐	ETC36°/750W
☐	Fresnel/2000W
☐	天幕燈/1.25KW x4



DMX IN x 2
DMX OUT x 2
RJ45 x 4,
(29,30,31,32)



DMX IN x 2
DMX OUT x 2
RJ45 x 4,
(35,36,37,38)

[第一走道]

與舞台7F及4F右舞台中下迴路同
1 2 3 4 5 6

與舞台1MF及4F右舞台上迴路同
7 8 9 10 11 12

與左舞台2F迴路同(下舞台)
19 20 21 22 23 24

與觀眾席上方走道迴路同
18 17 16 15 14 13

與觀眾席上方走道迴路同
19 20 21 22 23 24

與觀眾席上方走道迴路同
1800 CM PROSCENIUM OPENING

2000 CM BATTEN LENGTH